



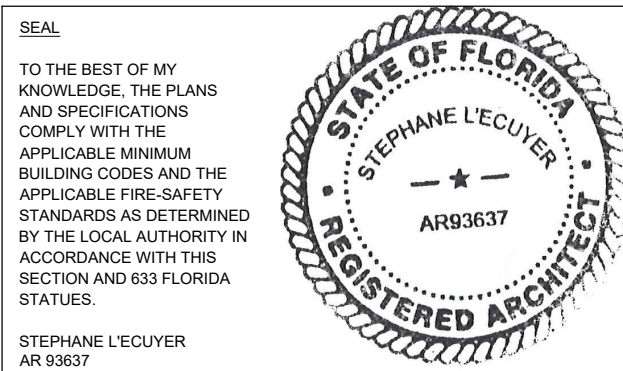
UNIT COUNT PER LEVEL	
LEVEL	COUNT
LEVEL 10	12 UNITS
LEVEL 9	20 UNITS
LEVEL 8	20 UNITS
LEVEL 7	20 UNITS
LEVEL 6	20 UNITS
LEVEL 5	20 UNITS
LEVEL 4	20 UNITS
LEVEL 3	-
LEVEL 2	-
LEVEL 1.5	-
GROUND	-
TOTAL	132 UNITS

UNITS MATRIX PER LEVEL			
NAME	TYPE	AREA	COUNT
UNIT A1	1 BD	700 SF	06
UNIT A2	1 BD	750 SF	01
UNIT A3	1 BD	800 SF	01
UNIT B1	1 BD + DEN	850 SF	02
UNIT B2	1 BD + DEN	850 SF	02
UNIT C1	2 BDS	1,000 SF	01
UNIT C2	2 BDS	1,000 SF	01
UNIT C3	2 BDS	1,000 SF	01
UNIT C4	2 BDS	1,000 SF	01
UNIT C5	2 BDS	1,000 SF	02
UNIT C6	2 BDS	1,100 SF	01
UNIT D1	3 BDS	1,225 SF	01
TOTAL			20


LOCKER COUNT PER LEVEL	
LEVEL	COUNT
LEVEL 10	4
LEVEL 9	8
LEVEL 8	8
LEVEL 7	8
LEVEL 6	8
LEVEL 5	8
LEVEL 4	14
LEVEL 3	5
LEVEL 2	20
LEVEL 1.5	49
GROUND	-
TOTAL	132
RATIO = 1 LOCKER / UNIT	



absolute-idea.com
CANAL PARK
3523 NE 163rd Street, Suite 200 North Miami Beach, FL 33160
T 305.792.0015 T 305.931.0279 @info@absolute-idea.com

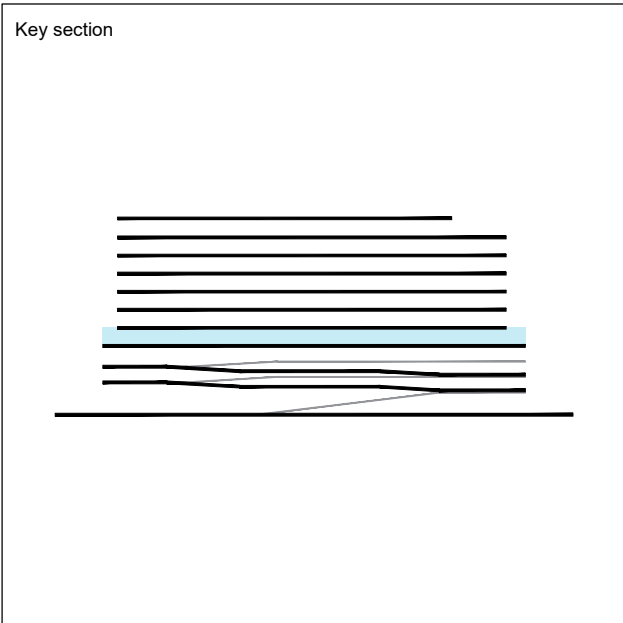


ISSUE FOR:
DRC SUBMITTAL



REV.	DATE	DESCRIPTION
01	01-29-2025	D.R.C. SUBMITTAL

ALL MEASUREMENTS MUST BE VERIFIED BEFORE BEGINNING THE WORK. NO MEASUREMENTS ARE TO BE SCALED DIRECTLY FROM THIS DRAWING.



Client
VERA FUND
NICK POLYUSHKIN
& YURI KHARITONENKOV
TEL: 305.833.3303

Project
**1600 S FEDERAL HIGHWAY
(MIXED-USE PROJECT)**
1600 SOUTH FEDERAL HIGHWAY,
POMPAHO BEACH, FL 33062

LEVEL 04 FLOOR PLAN LAYOUT	
Drawn J. WU	Field ARCHITECTURE
Verified N. TREMBLAY	Scale as shown
Approved S. L'ECUYER	Date 01-29-2025
Project J. WU	Dwg. no. A-204

LEVEL 04
FLOOR PLAN LAYOUT
SCALE: 1"= 20'-0"

DRC

PZ24-12024-28
03/05/2025